


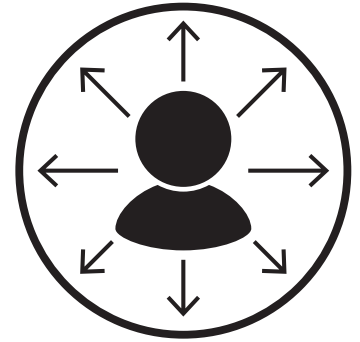
How to display your QR code poster

You need to display your QR code poster at all Alert Levels.

Display the poster in a prominent place at or near all entrances.

You can also place your QR code posters inside, for example at:

- registers
- food cabinets
- tables
- menus
- restrooms.




You do not have to print this page. You can use either or both of the QR code poster designs on the following pages.

You can print and display as many QR code posters as you like, but please ensure you only have 1 unique QR code per location.



We recommend you:

- print in colour
- print in sizes A4 or A3
- place the poster about 130cm off the ground
- ensure the poster is easy to reach from a wheelchair
- not have the poster blocked by obstacles.



Please do not:

- crop the poster or QR code
- place the poster on sliding or revolving doors
- place in narrow, or hard-to-see areas
- place in an area with high glare
- place high up or in hard-to-reach areas.

Scan in with the NZ COVID Tracer app
Matawaitia te QR Code



Methven Domain
28 Methven Chertsey Road, Methven

Scanning protects what you love
Tiaki ōku taonga

[Covid19.govt.nz](https://www.covid19.govt.nz)

Te Kāwanatanga o Aotearoa
New Zealand Government

Mā tātau
katoa e
ārai atu te
COVID-19



I



NZ

Scanning protects what you love 
Tiaki ōku taonga

Methven Domain
28 Methven Chertsey Road, Methven

Scan in with the NZ COVID Tracer app
Matawaitia te QR Code

Te Kāwanatanga o Aotearoa
New Zealand Government

Mā tātau
katoa e
ārai atu te
COVID-19

